



MAHARAJAH'S COLLEGE (AUTONOMOUS)

(Affiliated to Andhra University, Accredited by NAAC with 'B' Grade

Recognized by UGC under 2(f) and 12(B) sections) of the UGC Act 1956

Near Clock Tower, Vizianagaram – 535002

Estd. 1879

Phone No. 08922 – 222001 E-mail: principalmrac@gmail.com Website: www.mracollegevzm.com

Date: 25.04.2026

Internal Quality Assurance Cell (IQAC) Student Satisfaction Survey A.Y. 2025-2026

IQAC of Maharajah's College (Autonomous), conducted Student Satisfaction Survey on Overall performance of the Institution for the academic year 2025-2026. The Survey from the students is to elicit student opinion and perspective regarding the Institution's environment, services, activities, infrastructure and facilities available for students.

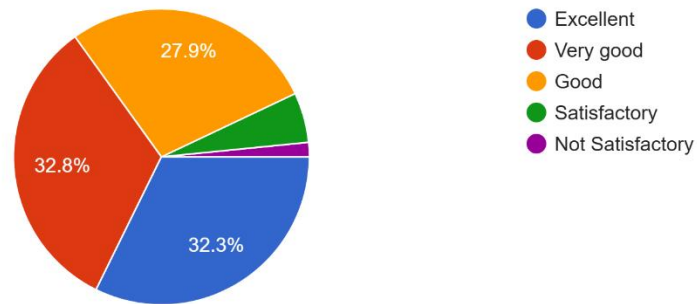
IQAC has prepared Student Satisfaction Survey forms in Google form sheet with certain questionnaire by considering the following factors and send to students of UG and PG Courses through mentors. A Report has been prepared and presented before The Head of Institution.

Questionnaire:

1. Infrastructure facilities like classrooms, Sports/games, Sanitation, drinking water canteen etc. available in the Institute.
2. Learning resources available viz. Text books, Magazines, Newspapers, Reference books, E-resources etc.
3. The functioning of the placement cell and Career Guidance Cell.
4. Institute's effort to improve the quality of teaching and learning environment.
5. Helpfulness by the Institute administrative staff.
6. Examination and evaluation system.
7. Encouragement provided to the students for participation in Curricular & Co-Curricular competitions.
8. Discipline practices followed in the campus.

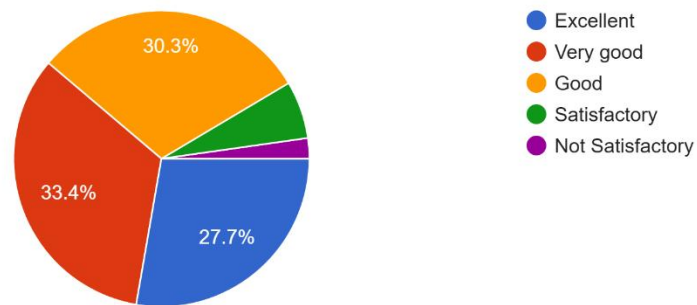
Infrastructure facilities such as Classrooms, Laboratory facilities

1,208 responses



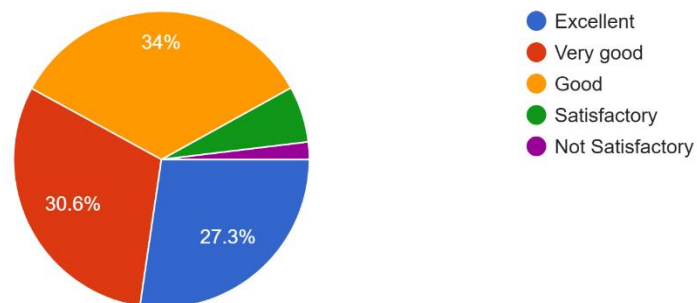
Infrastructure facilities such as Sanitation, Drinking water, Canteen Facilities available in the campus.

1,208 responses



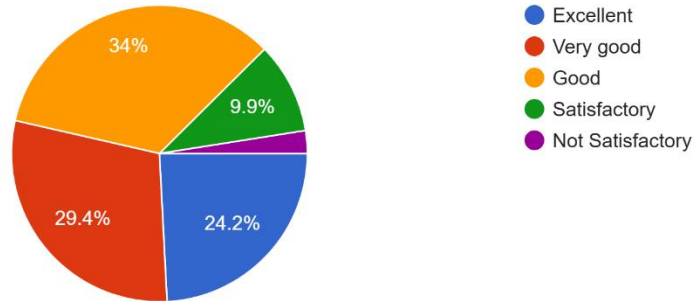
Infrastructure facilities: Library, Availability of Required Textbooks, Journals, E-resources.

1,208 responses



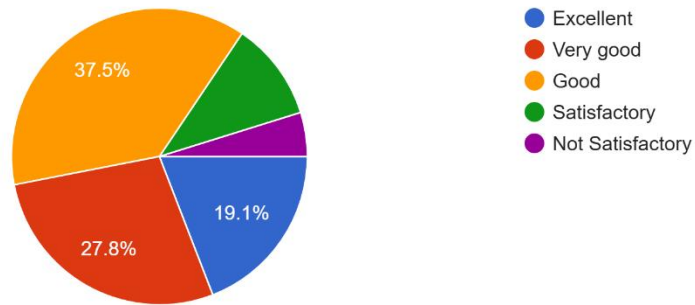
The functioning of career Guidance Cell and Support

1,208 responses



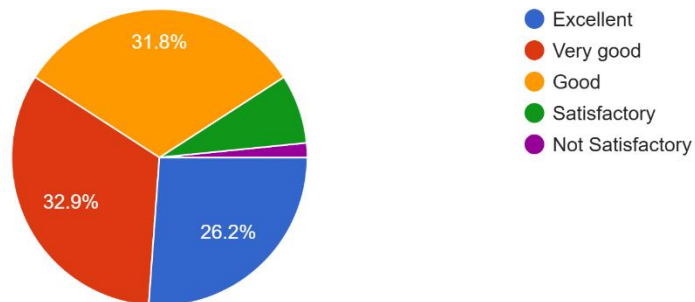
The functioning of the placement cell

1,208 responses



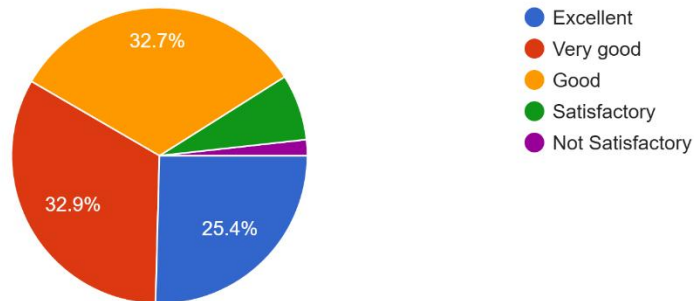
Efforts by the institute to improve the quality of teaching and learning process

1,208 responses



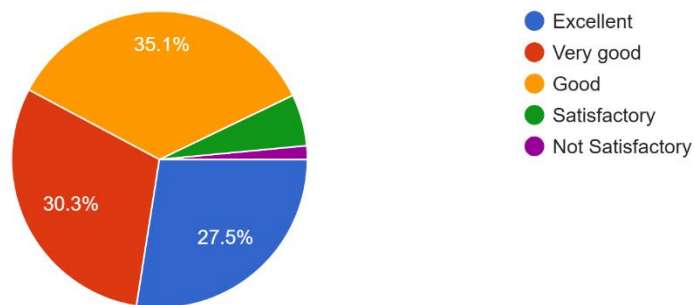
Encouragement to the student for participation in curricular and co-curricular activities such as seminars, workshops, quiz, etc.

1,208 responses



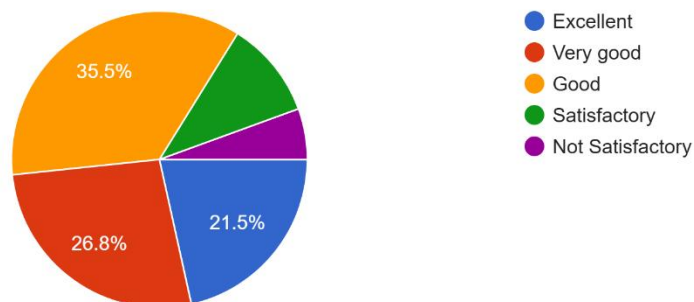
Examination and evaluation system and it's guidelines

1,208 responses



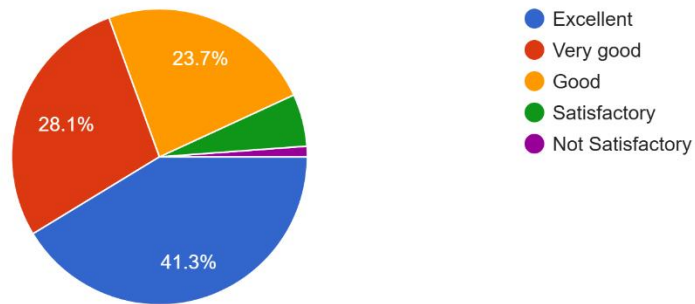
Institution support for Outreach programs, Feild trips, Industrial visits, etc.

1,208 responses



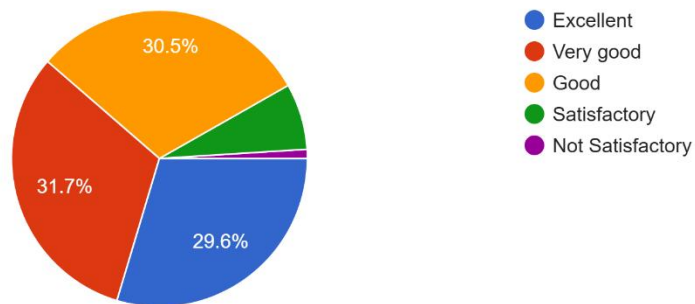
Mentee and Mentor System

1,208 responses



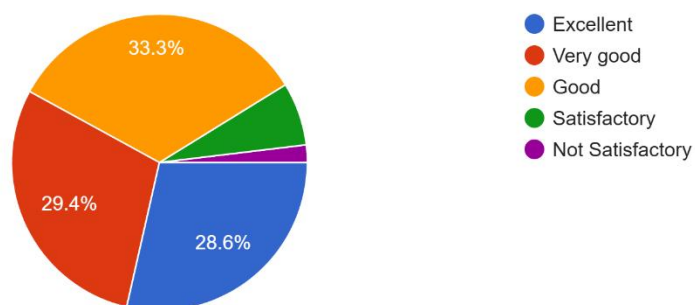
Institute Support for Internships and Projects

1,208 responses



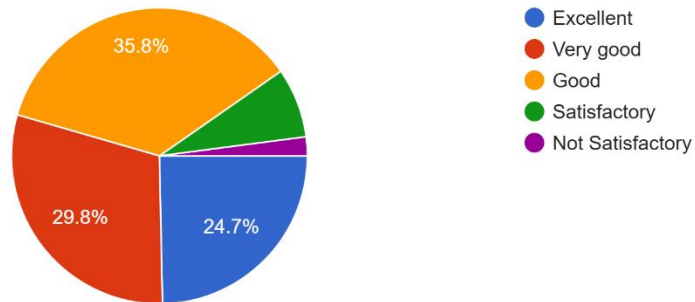
Institute support for Extra-Curricular activities such as Sports, NCC and NSS

1,208 responses



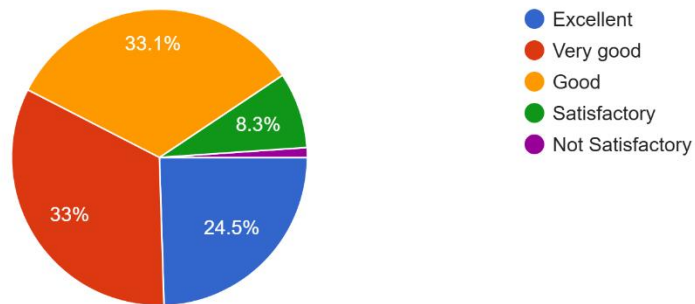
Helpfulness of the administrative staff of the institute:

1,208 responses



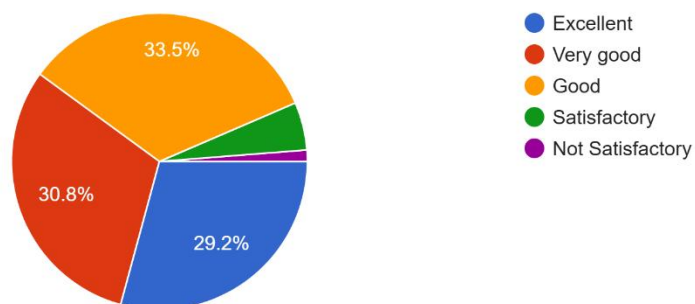
Discipline practices followed in the campus:

1,208 responses



Sensitizing Activities of Women Empowerment Cell, Anti-Ragging Cell, Grievance Cell.

1,208 responses



INTERNAL QUALITY ASSURANCE CELL

Student Satisfaction Survey Report: 2025-26

Institutional Performance Analysis (1063 Responses)

1. Overview

The Student Satisfaction Survey reflects an overall institutional performance score of ~3.8/5, indicating a “Very Good” level of satisfaction among students.

- Overall Positive Responses: ~90% across most parameters
- Core Strengths:
 - Teaching-Learning Process
 - Mentor-Mentee System
 - Discipline & Institutional Culture
- Key Improvement Areas:
 - Placement & Career Support
 - Outreach/Industrial Exposure
 - Canteen & Infrastructure Maintenance

Interpretation: The institution has a strong academic and support foundation, with scope to transition from “Good” to “Excellent” in key domains.

2. Performance Analysis

2.1. Infrastructure & Learning Resources

- Positive responses: 91–94%
- Concerns: Canteen hygiene, classroom facilities (fans, seating)

Insight: Functional but requires quality enhancement and maintenance monitoring

2.2. Teaching, Learning & Evaluation

- Teaching Quality: ~92% positive
- Examination System: ~93% positive

Insight: One of the strongest institutional pillars, ensuring academic stability and clarity

2.3. Career & Placement Support

- Career Guidance: ~88% positive
- Placement Cell: ~85% positive (lowest among all categories)

Insight: Clear gap between academic learning and employability outcomes

2.4. Student Engagement & Exposure

- Internships/Projects: ~92% positive
- Outreach Programs: ~84% positive

Insight: Good academic engagement, but limited real-world/industrial exposure

2.5. Institutional Support Systems

- Mentor-Mentee: ~94% positive (highest rated)
- Administrative Support & Discipline: ~91% positive

Insight: Strong student-centric support ecosystem.

3. NAAC Criterion-wise Analysis

3.1. Criterion I - Curricular Aspects

Performance Level: Strong

- Curricular satisfaction ~91%

Strengths: Balanced academic activities

Improvements: Add skill-based/value-added courses

3.2. Criterion II - Teaching, Learning and Evaluation

Performance Level: Very Strong

- High satisfaction in teaching and evaluation (~92–93%)
- Transparent and structured academic processes

Strengths:

- Effective pedagogy
- Student-centric learning

Improvements:

- Reduce exam burden
- Enhance ICT-enabled teaching

3.3. Criterion III - Research, Innovations and Extension

Performance Level: Moderate

- Internships strong (~92%)
- Outreach weaker (~84%)

Strengths: Project-based learning

Improvements:

- Industrial visits
- Extension activities

3.4. Criterion IV - Infrastructure and Learning Resources

Performance Level: Good

- Infrastructure satisfaction ~91–94%
- Issues in canteen and maintenance

Strengths:

- Adequate classrooms and labs
- Good library support

Improvements:

- Hygiene and basic facilities
- ICT infrastructure expansion

3.5. Criterion V - Student Support and Progression

Performance Level: Strong with gaps

- Mentor system highly effective (~94%)
- Placement support comparatively weaker (~85%)

Strengths:

- Strong mentoring and guidance
- Functional support systems

Improvements:

- Placement outcomes
- Career readiness programs

3.6. Criterion VI - Governance and Leadership

Performance Level: Strong

- Administrative support ~91%
- Good institutional discipline

Strengths:

- Transparent governance
- Student-friendly administration

Improvements: Digital governance enhancement

3.7. Criterion VII - Institutional Values & Best Practices

Performance Level: Very Strong

- Support systems ~94% positive

Strengths:

- Safe, inclusive campus
- Effective grievance systems

Improvements: Awareness and visibility

4. Gap Analysis :

Priority	Area	Issue
High	Placement Cell	Low excellence, higher dissatisfaction
High	Outreach Programs	Limited exposure
Medium	Canteen Facilities	Hygiene issues
Medium	Career Guidance	Needs structure
Low	Classroom Maintenance	Minor facility gaps

5. Student Feedback Insights

Positive Sentiment:

- “Excellent,” “All good,” “Best college”

Repeated Suggestions:

- Improve canteen hygiene
- Increase sports & activities
- Upgrade classroom facilities
- Enhance placements
- Reduce exam pressure

6. Strategic Recommendations

6.1. Immediate Actions (0–6 Months)

- Canteen hygiene audit
- Classroom maintenance improvements
- Expand sports and extracurricular activities

6.2. Short-Term Actions (6–12 Months)

- Strengthen placement cell:
 - Training programs
 - Campus drives
- Increase:
 - Industrial visits
 - Guest lectures

6.3. Medium/Long-Term Actions (1–2 Years)

- Industry collaborations (MoUs)
- Career tracking system
- Digital library and smart classrooms

7. Conclusion

The institution demonstrates:

- Strong academic quality and mentoring system
- Effective governance and student support mechanisms
- Positive student perception (~90% satisfaction)

However, the focus is required on:

- Placement and employability outcomes
- Experiential learning and industry exposure
- Infrastructure quality enhancement

COORDINATOR, IQAC

PRINCIPAL